

JATO Dynamics New Car Registrations Europe-27*

Group	Make	Model	Mar-22	vs Mar-21	YTD-22	vs YTD-21
BMW Group	BMW	I3	3,768	66%	7,584	41%
BMW Group	BMW	I4	1,668	new	2,376	new
BMW Group	BMW	IX	1,964	new	4,400	new
BMW Group	BMW	IX3	1,734	210%	4,342	412%
BMW Group	BMW	SERIES 1	4,880	-59%	14,343	-50%
BMW Group	BMW	SERIES 2 ACTIVE TOURER	1,512	38%	2,923	5%
BMW Group	BMW	SERIES 2 GRAN TOURER	303	-70%	1,219	-50%
BMW Group	BMW	SERIES 2 Sedan	1,614	-47%	4,049	-44%
BMW Group	BMW	SERIES 2 Sport	931	-22%	1,594	-29%
BMW Group	BMW	SERIES 3	9,002	-44%	24,719	-27%
BMW Group	BMW	SERIES 4	5,181	72%	12,160	126%
BMW Group	BMW	SERIES 5	5,395	-25%	14,392	-7%
BMW Group	BMW	SERIES 6	97	-41%	272	-27%
BMW Group	BMW	SERIES 7	728	17%	1,307	6%
BMW Group	BMW	SERIES 8 Sedan	320	-36%	663	-30%
BMW Group	BMW	SERIES 8 Sport	296	-28%	558	-23%
BMW Group	BMW	X1	7,880	-32%	22,875	-14%
BMW Group	BMW	X2	1,752	-54%	5,492	-37%
BMW Group	BMW	X3	4,971	-12%	11,963	-26%
BMW Group	BMW	X4	1,281	-20%	2,953	-14%
BMW Group	BMW	X5	5,629	8%	10,009	-14%
BMW Group	BMW	X6	1,191	-8%	2,178	-21%
BMW Group	BMW	X7	579	-17%	1,153	-20%
BMW Group	BMW	Z4	974	-15%	1,735	-13%
BMW Group	MINI	CLUBMAN	1,261	-34%	3,304	-8%
BMW Group	MINI	COUNTRYMAN	2,960	-53%	11,494	-22%
BMW Group	MINI	MINI	11,500	-22%	29,806	16%
BMW Group	ROLLS-ROYCE	CULLINAN	55	62%	109	70%
BMW Group	ROLLS-ROYCE	DAWN	2	-85%	4	-80%
BMW Group	ROLLS-ROYCE	GHOST	35	35%	76	43%
BMW Group	ROLLS-ROYCE	PHANTOM	7	250%	15	50%
BMW Group	ROLLS-ROYCE	WRAITH	5	-74%	11	-59%
Chinese	AIWAYS	U5	20	-41%	170	29%
Chinese	BYD	TANG	105	new	291	new
Chinese	DFSK	FENGGUANG580/580	10	0%	26	4%
Chinese	DFSK	IX5	27	145%	62	182%
Chinese	DFSK	SERES 3	31	244%	77	492%
Chinese	DR AUTOMOBILES	DR 5.0	359	229%	470	59%
Chinese	DR AUTOMOBILES	DR4/EVO 4	510	187%	2,055	313%
Chinese	DR AUTOMOBILES	DR5/EVO 5	193	53%	641	98%
Chinese	DR AUTOMOBILES	EVO 3	251	new	739	new
Chinese	DR AUTOMOBILES	F35	196	88%	649	138%
Chinese	HAVAL	H2	10	-88%	33	-83%
Chinese	HONGQI	E-HS9	204	new	584	new
Chinese	JAC	IEV 7S	14	75%	36	64%
Chinese	MAXUS	E-DELIVER 9	5	new	8	new
Chinese	MAXUS	EUNIQ 5/G50	36	-8%	87	-43%
Chinese	MAXUS	EUNIQ 6	37	new	46	new
Chinese	MG	HS	4,229	188%	8,152	246%
Chinese	MG	MARVEL R	289	new	592	new
Chinese	MG	MG3	873	80%	1,934	247%
Chinese	MG	MG5	1,737	306%	2,204	152%

Group	Make	Model	Mar-22	vs Mar-21	YTD-22	vs YTD-21
Chinese	MG	ZS	5,375	94%	8,129	70%
Chinese	NIO	ES8	99	new	245	new
Chinese	SKYWELL	ET5	2	new	7	new
Chinese	SWM	G01	13	new	20	new
Chinese	XPENG	G3	58	-49%	147	18%
Chinese	XPENG	P7	12	new	129	new
Ford	FORD	ECOSPORT	4,305	52%	10,183	36%
Ford	FORD	EXPLORER	102	-76%	410	-64%
Ford	FORD	FIESTA	8,506	-47%	16,044	-55%
Ford	FORD	FOCUS	7,422	-32%	21,658	-20%
Ford	FORD	GALAXY	451	-28%	1,065	-29%
Ford	FORD	GRAND TOURNEO CONNECT	704	59%	1,124	0%
Ford	FORD	KUGA	12,957	-9%	29,270	-3%
Ford	FORD	MACH-E	2,341	new	6,076	new
Ford	FORD	MONDEO	1,344	-9%	2,519	-36%
Ford	FORD	MUSTANG	304	2%	802	25%
Ford	FORD	PUMA	15,937	-10%	38,547	-2%
Ford	FORD	S-MAX	667	-36%	1,591	-41%
Ford	FORD	TOURNEO CONNECT	561	17%	862	-27%
Ford	FORD	TOURNEO COURIER	55	-89%	89	-93%
Ford	FORD	TOURNEO CUSTOM	1,329	-22%	3,270	-23%
Ford	FORD	TRANSIT	1,162	30%	2,389	42%
Ford	FORD	TRANSIT CONNECT	161	63%	272	7%
Ford	FORD	TRANSIT CUSTOM	809	-15%	1,913	-19%
Ford	FORD	TRANSIT CUSTOM/TOURNEO	675	-30%	1,759	-12%
Geely	LOTUS	ELISE	32	-30%	80	-2%
Geely	LOTUS	EXIGE	27	8%	67	16%
Geely	LYNK & CO	01	726	new	3,225	new
Geely	POLESTAR	1	9	350%	23	77%
Geely	POLESTAR	2	3,004	124%	6,256	64%
Geely	VOLVO	C40	961	new	2,452	new
Geely	VOLVO	S60/V60	2,920	-63%	7,399	-55%
Geely	VOLVO	S90/V90	1,432	-49%	3,608	-37%
Geely	VOLVO	XC40	10,750	-32%	26,085	-27%
Geely	VOLVO	XC60	6,752	-35%	16,711	-20%
Geely	VOLVO	XC90	3,335	1%	7,272	4%
Honda	HONDA	CIVIC	525	-60%	1,263	-54%
Honda	HONDA	CR-V	1,116	-43%	2,931	-21%
Honda	HONDA	HONDA E	224	-3%	598	29%
Honda	HONDA	HR-V	2,912	415%	7,286	380%
Honda	HONDA	JAZZ	2,592	-4%	6,352	22%
Hyundai-Kia	GENESIS	G70	58	new	101	new
Hyundai-Kia	GENESIS	G80	7	new	43	new
Hyundai-Kia	GENESIS	GV60	2	new	30	new
Hyundai-Kia	GENESIS	GV70	40	new	84	new
Hyundai-Kia	GENESIS	GV80	25	178%	63	530%
Hyundai-Kia	HYUNDAI	BAYON	2,122	new	5,378	new
Hyundai-Kia	HYUNDAI	ELANTRA	179	new	666	new
Hyundai-Kia	HYUNDAI	I10	5,385	-14%	11,851	-11%
Hyundai-Kia	HYUNDAI	I20	4,546	-27%	13,076	-8%
Hyundai-Kia	HYUNDAI	I30	5,020	-21%	12,019	-4%
Hyundai-Kia	HYUNDAI	IONIQ	1,629	-46%	3,314	-47%

JATO Dynamics New Car Registrations Europe-27*

Group	Make	Model	Mar-22	vs Mar-21	YTD-22	vs YTD-21
Hyundai-Kia	HYUNDAI	IONIQ 5	3,244	new	9,539	new
Hyundai-Kia	HYUNDAI	KONA	9,955	-9%	26,106	12%
Hyundai-Kia	HYUNDAI	NEXO	31	63%	87	81%
Hyundai-Kia	HYUNDAI	SANTA FE	756	12%	2,407	44%
Hyundai-Kia	HYUNDAI	STARIA	7	new	14	new
Hyundai-Kia	HYUNDAI	TUCSON	15,806	2%	37,711	10%
Hyundai-Kia	KIA	CEED	7,029	14%	18,117	44%
Hyundai-Kia	KIA	EV6	2,945	new	7,963	new
Hyundai-Kia	KIA	NIRO	9,229	11%	22,404	11%
Hyundai-Kia	KIA	PICANTO	6,443	5%	14,766	-3%
Hyundai-Kia	KIA	PROCEED	1,394	5%	3,513	37%
Hyundai-Kia	KIA	RIO	3,387	7%	8,281	8%
Hyundai-Kia	KIA	SORENTO	1,331	-44%	2,994	-23%
Hyundai-Kia	KIA	SOUL	805	32%	1,774	1%
Hyundai-Kia	KIA	SPORTAGE	13,388	42%	29,881	38%
Hyundai-Kia	KIA	STINGER	85	-40%	187	-57%
Hyundai-Kia	KIA	STONIC	5,415	3%	13,315	14%
Hyundai-Kia	KIA	XCEED	6,259	56%	13,236	44%
Mazda	MAZDA	CX-3	1,202	-20%	2,816	-19%
Mazda	MAZDA	CX-30	5,190	0%	11,271	8%
Mazda	MAZDA	CX-5	3,342	-9%	8,094	10%
Mazda	MAZDA	MAZDA2	2,209	1%	4,720	7%
Mazda	MAZDA	MAZDA2 HYBRID	617	new	922	new
Mazda	MAZDA	MAZDA3	2,244	-16%	4,874	3%
Mazda	MAZDA	MAZDA6	403	-33%	1,054	-6%
Mazda	MAZDA	MX-30	313	-58%	1,147	-20%
Mazda	MAZDA	MX-5	1,046	10%	1,455	-9%
Mercedes	MERCEDES	A-CLASS	10,099	-46%	22,135	-37%
Mercedes	MERCEDES	AMG GT 5d	212	13%	462	-4%
Mercedes	MERCEDES	AMG GT Sport	141	53%	387	77%
Mercedes	MERCEDES	B-CLASS	2,639	-16%	6,289	4%
Mercedes	MERCEDES	C-CLASS	7,822	6%	19,363	8%
Mercedes	MERCEDES	CITAN	245	690%	848	671%
Mercedes	MERCEDES	CLA	6,314	-10%	11,979	-17%
Mercedes	MERCEDES	CLS	290	28%	807	50%
Mercedes	MERCEDES	E-CLASS	5,416	-38%	11,078	-39%
Mercedes	MERCEDES	EQA	1,718	100%	5,622	525%
Mercedes	MERCEDES	EQB	1,300	new	2,593	new
Mercedes	MERCEDES	EQC	1,668	-19%	4,242	4%
Mercedes	MERCEDES	EQE	58	new	58	new
Mercedes	MERCEDES	EQS	778	new	1,533	new
Mercedes	MERCEDES	G-CLASS	1,032	-10%	2,100	-13%
Mercedes	MERCEDES	GLA	5,146	-45%	12,116	-29%
Mercedes	MERCEDES	GLB	1,382	-62%	4,809	-56%
Mercedes	MERCEDES	GLC	7,453	17%	17,286	21%
Mercedes	MERCEDES	GLC COUPE	2,258	-25%	5,555	-20%
Mercedes	MERCEDES	GLE	2,944	-34%	8,074	-28%
Mercedes	MERCEDES	GLE COUPE	788	-31%	2,279	-32%
Mercedes	MERCEDES	GLS	321	-38%	818	-22%
Mercedes	MERCEDES	MARCO POLO	357	-43%	917	-30%
Mercedes	MERCEDES	S-CLASS Sedan	1,053	-24%	2,644	-26%
Mercedes	MERCEDES	SL	23	188%	24	-40%

Group	Make	Model	Mar-22	vs Mar-21	YTD-22	vs YTD-21
Mercedes	MERCEDES	SPRINTER	739	-24%	1,798	-9%
Mercedes	MERCEDES	V-CLASS	2,333	-15%	6,244	30%
Mercedes	MERCEDES	VITO	1,303	6%	2,997	9%
Mercedes	SMART	FORFOUR	1,168	19%	2,215	6%
Mercedes	SMART	FORTWO	1,700	-48%	4,451	-39%
Mitsubishi	MITSUBISHI	ASX	6	-99%	19	-99%
Mitsubishi	MITSUBISHI	ECLIPSE CROSS	1,994	31%	4,779	86%
Mitsubishi	MITSUBISHI	SPACE STAR/MIRAGE/ATTRAGE	3,385	41%	8,751	46%
Nissan Group	NISSAN	ARIYA	21	new	21	new
Nissan Group	NISSAN	EVALIA/NV200	58	-74%	146	-67%
Nissan Group	NISSAN	INTERSTAR	10	new	16	new
Nissan Group	NISSAN	JUKE	6,424	-25%	14,845	-13%
Nissan Group	NISSAN	LEAF	3,107	-32%	6,872	-14%
Nissan Group	NISSAN	MICRA	4,029	-21%	8,550	-18%
Nissan Group	NISSAN	NV300	10	-82%	56	-66%
Nissan Group	NISSAN	PRIMASTAR	63	new	169	new
Nissan Group	NISSAN	QASHQAI	13,089	-28%	24,683	-32%
Nissan Group	NISSAN	TOWNSTAR	238	new	627	new
Nissan Group	NISSAN	X-TRAIL	100	-95%	305	-91%
Others	ASTON MARTIN	DB11	56	-18%	103	3%
Others	ASTON MARTIN	DBS	43	-33%	71	-28%
Others	ASTON MARTIN	DBX	87	-19%	180	-15%
Others	ASTON MARTIN	VANTAGE	121	19%	215	47%
Others	CADILLAC	ESCALADE	12	new	41	new
Others	CADILLAC	XT4	23	-70%	69	-49%
Others	CATERHAM	SEVEN	5	67%	6	50%
Others	CATERHAM	SUPER 7	16	-24%	28	-24%
Others	CHEVROLET	CAMARO	12	-56%	27	-16%
Others	CHEVROLET	CORVETTE	57	613%	136	946%
Others	E-GO	LIFE	49	new	105	new
Others	FERRARI	296	21	new	33	new
Others	FERRARI	812	112	-15%	211	-6%
Others	FERRARI	F8	195	-26%	371	-24%
Others	FERRARI	MONZA	8	-67%	28	-33%
Others	FERRARI	PORTOFINO	49	206%	98	206%
Others	FERRARI	ROMA	157	5%	302	21%
Others	FERRARI	SF90	94	21%	178	9%
Others	IVECO	DAILY	104	-31%	229	-24%
Others	IVECO	EUROCARGO	8	167%	12	-14%
Others	MAHINDRA	KUV100	8	-92%	99	-56%
Others	MAN	TGE	177	285%	309	107%
Others	MCLAREN	500/600 SERIES	4	-83%	9	-77%
Others	MCLAREN	700 SERIES	42	-25%	82	-32%
Others	MCLAREN	GT	10	-41%	13	-64%
Others	MORGAN	PLUS FOUR	57	104%	83	36%
Others	MORGAN	PLUS SIX	17	21%	35	35%
Others	SSANGYONG	KORANDO	608	-4%	2,263	52%
Others	SSANGYONG	REXTON	118	24%	285	128%
Others	SSANGYONG	TIVOLI	457	12%	1,635	70%
Others	SSANGYONG	XLV	57	375%	150	317%
Renault Group	ALPINE	A110	343	66%	648	74%
Renault Group	DACIA	DUSTER	13,286	-16%	34,474	-1%

JATO Dynamics New Car Registrations Europe-27*

Group	Make	Model	Mar-22	vs Mar-21	YTD-22	vs YTD-21
Renault Group	DACIA	JOGGER	3,934	new	5,210	new
Renault Group	DACIA	LODGY	1,020	-25%	3,336	-5%
Renault Group	DACIA	LOGAN	881	27%	3,026	60%
Renault Group	DACIA	SANDERO	16,778	12%	47,491	8%
Renault Group	DACIA	SPRING	3,989	new	9,014	new
Renault Group	LADA	4X4/NIVA/TAIGA	217	32%	582	81%
Renault Group	RENAULT	ARKANA	7,706	new	18,996	new
Renault Group	RENAULT	CAPTUR	13,673	-33%	33,743	-24%
Renault Group	RENAULT	CLIO	13,441	-37%	38,076	-25%
Renault Group	RENAULT	ESPACE	136	-50%	356	-44%
Renault Group	RENAULT	GRAND SCENIC	1,726	-24%	3,639	-21%
Renault Group	RENAULT	KADJAR	1,980	-54%	4,843	-61%
Renault Group	RENAULT	KANGOO	1,389	401%	3,122	182%
Renault Group	RENAULT	KOLEOS	348	-11%	1,368	50%
Renault Group	RENAULT	MASTER	261	-12%	474	-11%
Renault Group	RENAULT	MEGANE	3,121	-65%	9,510	-53%
Renault Group	RENAULT	SCENIC	182	-42%	463	-47%
Renault Group	RENAULT	TALISMAN	635	1%	1,297	-5%
Renault Group	RENAULT	TRAFIC	740	77%	1,294	-16%
Renault Group	RENAULT	TWINGO	4,428	-48%	9,616	-46%
Renault Group	RENAULT	ZOE	4,054	-25%	10,318	-17%
Stellantis	ABARTH	500	1,357	-27%	2,824	-13%
Stellantis	ALFA ROMEO	GIULIA	555	-14%	1,496	19%
Stellantis	ALFA ROMEO	GIULIETTA	7	-99%	19	-99%
Stellantis	ALFA ROMEO	STELVIO	1,528	-5%	3,695	0%
Stellantis	CHRYSLER	PACIFICA	9	50%	26	44%
Stellantis	CITROEN	BERLINGO	808	-81%	2,217	-75%
Stellantis	CITROEN	C1	416	-91%	3,064	-72%
Stellantis	CITROEN	C3	16,697	-22%	39,320	-19%
Stellantis	CITROEN	C3 AIRCROSS	8,364	-6%	17,754	-14%
Stellantis	CITROEN	C4	6,231	10%	17,210	58%
Stellantis	CITROEN	C5 AIRCROSS	2,583	-63%	7,785	-53%
Stellantis	CITROEN	C5 X	215	new	401	new
Stellantis	CITROEN	C-ELYSEE	6	-95%	13	-96%
Stellantis	CITROEN	GRAND C4 SPACETOURER	1,078	-45%	3,462	-21%
Stellantis	CITROEN	JUMPER	1,816	8%	3,466	24%
Stellantis	CITROEN	JUMPY	185	-9%	307	-14%
Stellantis	CITROEN	SPACETOURER	552	-35%	1,373	-29%
Stellantis	DODGE	CHALLENGER	20	-50%	51	-33%
Stellantis	DODGE	CHARGER	13	-41%	33	-21%
Stellantis	DODGE	DURANGO	10	-77%	33	-57%
Stellantis	DS	DS 3 CROSSBACK	1,453	-19%	3,308	-15%
Stellantis	DS	DS 4	1,786	new	3,661	new
Stellantis	DS	DS 7 CROSSBACK	1,708	-26%	4,360	-25%
Stellantis	DS	DS 9	125	221%	332	269%
Stellantis	FIAT	500	14,763	-21%	32,247	-13%
Stellantis	FIAT	500L	1,269	-45%	2,813	-43%
Stellantis	FIAT	500X	3,378	-57%	11,132	-34%
Stellantis	FIAT	DOBLO	29	7%	70	-40%
Stellantis	FIAT	DUCATO	3,670	-49%	7,614	-36%
Stellantis	FIAT	PANDA	12,155	-5%	34,699	-18%
Stellantis	FIAT	TIPO	1,190	-72%	4,198	-53%

Group	Make	Model	Mar-22	vs Mar-21	YTD-22	vs YTD-21
Stellantis	JEEP	COMPASS	4,743	-3%	13,512	7%
Stellantis	JEEP	GRAND CHEROKEE	28	-53%	62	-49%
Stellantis	JEEP	RENEGADE	4,298	-55%	12,226	-41%
Stellantis	JEEP	WRANGLER	662	28%	2,521	117%
Stellantis	LANCIA	YPSILON	3,611	-29%	10,781	-17%
Stellantis	MASERATI	GHIBLI	106	-37%	252	-32%
Stellantis	MASERATI	LEVANTE	257	-14%	644	0%
Stellantis	MASERATI	MC20	29	new	83	new
Stellantis	MASERATI	QUATTROPORTE	12	9%	27	13%
Stellantis	OPEL/VAUXHALL	ASTRA	2,939	-51%	8,153	-44%
Stellantis	OPEL/VAUXHALL	COMBO	788	-66%	2,064	-56%
Stellantis	OPEL/VAUXHALL	CORSA	15,824	-36%	38,532	-29%
Stellantis	OPEL/VAUXHALL	CROSSLAND	8,291	-25%	18,307	-26%
Stellantis	OPEL/VAUXHALL	GRANDLAND	3,230	-64%	7,301	-64%
Stellantis	OPEL/VAUXHALL	INSIGNIA	1,092	-54%	2,879	-39%
Stellantis	OPEL/VAUXHALL	MOKKA	11,119	100%	29,823	401%
Stellantis	OPEL/VAUXHALL	VIVARO	381	122%	820	157%
Stellantis	OPEL/VAUXHALL	ZAFIRA/TOURER	756	-45%	1,798	-34%
Stellantis	PEUGEOT	108	395	-90%	3,152	-71%
Stellantis	PEUGEOT	2008	12,387	-41%	39,534	-25%
Stellantis	PEUGEOT	208	21,026	-17%	51,890	-15%
Stellantis	PEUGEOT	3008	12,472	-24%	33,890	-11%
Stellantis	PEUGEOT	301	20	82%	109	-4%
Stellantis	PEUGEOT	308	6,539	-18%	14,640	-30%
Stellantis	PEUGEOT	5008	4,371	-32%	11,817	-22%
Stellantis	PEUGEOT	508	1,125	-56%	3,175	-48%
Stellantis	PEUGEOT	BOXER	121	-33%	269	-22%
Stellantis	PEUGEOT	EXPERT	21	-16%	79	61%
Stellantis	PEUGEOT	RIFTER	1,419	-62%	3,151	-60%
Stellantis	PEUGEOT	TRAVELLER	461	-53%	1,158	-48%
Subaru	SUBARU	FORESTER	352	-50%	1,020	-31%
Subaru	SUBARU	IMPREZA/WRX	127	43%	187	11%
Subaru	SUBARU	LEGACY/OUTBACK	658	23%	1,576	43%
Subaru	SUBARU	XV	697	-28%	1,571	-14%
Suzuki	SUZUKI	ACROSS	242	new	448	new
Suzuki	SUZUKI	IGNIS	2,767	-37%	8,165	-29%
Suzuki	SUZUKI	JIMNY	23	-30%	65	-10%
Suzuki	SUZUKI	S-CROSS	3,075	13%	8,293	40%
Suzuki	SUZUKI	SWACE	532	184%	1,045	124%
Suzuki	SUZUKI	SWIFT	3,987	-40%	8,773	-46%
Suzuki	SUZUKI	VITARA	4,255	-34%	9,041	-32%
Tata Group	JAGUAR	E-PACE	662	-59%	1,260	-50%
Tata Group	JAGUAR	F-PACE	1,480	-44%	2,170	-41%
Tata Group	JAGUAR	F-TYPE	300	-46%	636	-28%
Tata Group	JAGUAR	I-PACE	911	26%	1,684	9%
Tata Group	JAGUAR	XE	133	-68%	310	-47%
Tata Group	JAGUAR	XF	109	-66%	274	-55%
Tata Group	LAND ROVER	DEFENDER	2,251	1%	3,976	5%
Tata Group	LAND ROVER	DISCOVERY	385	-69%	507	-65%
Tata Group	LAND ROVER	DISCOVERY SPORT	1,040	-75%	2,231	-67%
Tata Group	LAND ROVER	RANGE ROVER	161	-89%	496	-79%
Tata Group	LAND ROVER	RANGE ROVER EVOQUE	2,496	-64%	4,998	-54%

JATO Dynamics New Car Registrations Europe-27*















Group	Make	Model	Mar-22	vs Mar-21	YTD-22	vs YTD-21
Tata Group	LAND ROVER	RANGE ROVER SPORT	2,456	-27%	4,398	-24%
Tata Group	LAND ROVER	RANGE ROVER VELAR	1,252	-44%	2,155	-35%
Tesla	TESLA	MODEL 3	23,013	-3%	32,652	7%
Tesla	TESLA	MODEL Y	18,968	new	25,952	new
Toyota	LEXUS	ES	453	-23%	1,218	-1%
Toyota	LEXUS	LC	28	-64%	75	-44%
Toyota	LEXUS	LS	1	-88%	18	-38%
Toyota	LEXUS	NX	1,584	-12%	3,599	5%
Toyota	LEXUS	RC	5	-79%	5	-89%
Toyota	LEXUS	RX	661	-13%	1,455	-1%
Toyota	LEXUS	UX	1,740	-15%	4,131	-7%
Toyota	TOYOTA	AYGO	1,313	-85%	7,084	-67%
Toyota	TOYOTA	CAMRY	671	8%	2,166	14%
Toyota	TOYOTA	C-HR	12,984	11%	29,473	7%
Toyota	TOYOTA	COROLLA	13,661	-7%	35,523	2%
Toyota	TOYOTA	HIGHLANDER	665	15%	1,778	45%
Toyota	TOYOTA	LAND CRUISER PRADO	508	-2%	1,291	-9%
Toyota	TOYOTA	MIRAI	44	-60%	130	-11%
Toyota	TOYOTA	PRIUS	145	-68%	400	-55%
Toyota	TOYOTA	PROACE	29	-3%	77	24%
Toyota	TOYOTA	PROACE CITY VERSO	1,334	-19%	3,625	-2%
Toyota	TOYOTA	PROACE VERSO	1,078	19%	3,007	42%
Toyota	TOYOTA	RAV4	8,585	-24%	25,979	1%
Toyota	TOYOTA	SUPRA	98	-65%	180	-52%
Toyota	TOYOTA	YARIS	15,910	-31%	36,780	-34%
Toyota	TOYOTA	YARIS CROSS	11,376	new	33,396	new
VW Group	AUDI	A1	4,963	-38%	11,073	-35%
VW Group	AUDI	A3	11,554	-19%	26,619	-8%
VW Group	AUDI	A4	6,772	-1%	17,240	6%
VW Group	AUDI	A5	3,071	-9%	6,796	7%
VW Group	AUDI	A6	5,238	-24%	12,550	-22%
VW Group	AUDI	A7	616	-1%	1,285	3%
VW Group	AUDI	A8	487	1%	1,052	23%
VW Group	AUDI	E-TRON	1,771	15%	3,952	-15%
VW Group	AUDI	E-TRON GT	745	290%	1,740	332%
VW Group	AUDI	E-TRON SPORTBACK	974	-5%	2,205	-20%
VW Group	AUDI	Q2	7,128	-6%	12,855	-12%
VW Group	AUDI	Q3	4,937	-22%	11,283	-10%
VW Group	AUDI	Q3 SPORTBACK	4,403	-6%	10,277	-4%
VW Group	AUDI	Q4	2,659	new	6,982	new
VW Group	AUDI	Q4 SPORTBACK	1,406	new	3,659	new
VW Group	AUDI	Q5	2,296	-56%	5,800	-52%
VW Group	AUDI	Q5 SPORTBACK	2,090	new	4,867	new
VW Group	AUDI	Q7	1,253	-42%	3,428	-24%
VW Group	AUDI	Q8	1,431	-26%	3,806	-4%
VW Group	AUDI	R8	62	-37%	139	-19%
VW Group	AUDI	TT	753	20%	1,328	32%
VW Group	BENTLEY	BENTAYGA	165	54%	427	59%
VW Group	BENTLEY	CONTINENTAL	211	34%	429	47%
VW Group	BENTLEY	FLYING SPUR	39	8%	134	58%
VW Group	BUGATTI	CHIRON	4	new	5	new
VW Group	CUPRA	ATECA	291	-71%	412	-83%

Group	Make	Model	Mar-22	vs Mar-21	YTD-22	vs YTD-21
VW Group	CUPRA	BORN	906	new	2,112	new
VW Group	CUPRA	FORMENTOR	10,020	132%	20,252	109%
VW Group	CUPRA	LEON	536	-26%	1,191	-16%
VW Group	LAMBORGHINI	AVENTADOR	31	-28%	46	-52%
VW Group	LAMBORGHINI	HURACAN	115	49%	222	43%
VW Group	LAMBORGHINI	URUS	161	3%	405	13%
VW Group	PORSCHE	718	677	-10%	1,238	-20%
VW Group	PORSCHE	911	2,271	17%	4,828	18%
VW Group	PORSCHE	CAYENNE	773	-4%	2,102	22%
VW Group	PORSCHE	CAYENNE COUPE	843	-2%	2,394	12%
VW Group	PORSCHE	MACAN	2,434	44%	5,471	32%
VW Group	PORSCHE	PANAMERA	377	-36%	1,041	-17%
VW Group	PORSCHE	TAYCAN	1,985	22%	5,037	52%
VW Group	SEAT	ALHAMBRA	288	-55%	1,013	-45%
VW Group	SEAT	ARONA	6,804	-28%	16,088	-24%
VW Group	SEAT	ATECA	3,984	-51%	13,254	-27%
VW Group	SEAT	IBIZA	5,141	-33%	12,257	-29%
VW Group	SEAT	LEON	3,875	-58%	12,762	-45%
VW Group	SEAT	MII	5	-100%	37	-98%
VW Group	SEAT	TARRACO	1,483	-53%	4,197	-32%
VW Group	SKODA	CITIGO	14	-98%	37	-98%
VW Group	SKODA	ENYAQ	2,963	new	8,715	new
VW Group	SKODA	FABIA	8,617	-9%	19,958	-11%
VW Group	SKODA	KAMIQ	6,274	-38%	16,776	-25%
VW Group	SKODA	KAROQ	6,600	-38%	16,124	-33%
VW Group	SKODA	KODIAQ	6,694	-8%	17,073	-8%
VW Group	SKODA	OCTAVIA	4,462	-74%	28,450	-36%
VW Group	SKODA	SCALA	3,368	-20%	8,790	-8%
VW Group	SKODA	SUPERB	4,563	-29%	12,102	-16%
VW Group	VOLKSWAGEN	ARTEON	2,022	-4%	4,895	12%
VW Group	VOLKSWAGEN	CADDY	3,512	3%	8,649	11%
VW Group	VOLKSWAGEN	CALIFORNIA	1,195	41%	2,521	22%
VW Group	VOLKSWAGEN	CARAVELLE	168	-63%	538	-39%
VW Group	VOLKSWAGEN	CRAFTER	297	-12%	667	-11%
VW Group	VOLKSWAGEN	GOLF	16,784	-36%	46,323	-19%
VW Group	VOLKSWAGEN	ID.3	3,448	-30%	8,410	-27%
VW Group	VOLKSWAGEN	ID.4	5,009	4%	10,876	96%
VW Group	VOLKSWAGEN	ID.5	96	new	204	new
VW Group	VOLKSWAGEN	MULTIVAN	2,957	38%	7,464	37%
VW Group	VOLKSWAGEN	PASSAT	6,557	-36%	15,274	-43%
VW Group	VOLKSWAGEN	POLO	9,072	-39%	26,461	-26%
VW Group	VOLKSWAGEN	SHARAN	166	-77%	781	-52%
VW Group	VOLKSWAGEN	T6	250	-42%	828	7%
VW Group	VOLKSWAGEN	TAIGO	5,517	new	11,484	new
VW Group	VOLKSWAGEN	T-CROSS	9,576	-26%	24,896	-16%
VW Group	VOLKSWAGEN	TIGUAN	11,669	-43%	28,114	-36%
VW Group	VOLKSWAGEN	TIGUAN ALLSPACE	2,858	-29%	8,379	-9%
VW Group	VOLKSWAGEN	TOUAREG	1,147	-41%	3,549	-28%
VW Group	VOLKSWAGEN	TOURAN	1,790	-41%	5,340	-39%
VW Group	VOLKSWAGEN	TRANSPORTER	1,177	-29%	3,042	-17%
VW Group	VOLKSWAGEN	T-ROC	13,396	-39%	36,502	-26%
VW Group	VOLKSWAGEN	UP	4,016	-48%	10,401	-38%

JATO Dynamics New Car Registrations Europe-27*

Country	Mar-22	vs Mar-21	YTD-22	vs YTD-21
Austria	20,653	-30%	52,377	-18%
Belgium	36,978	-18%	103,114	-14%
Croatia	3,810	-8%	9,632	-8%
Cyprus	696	-26%	2,591	1%
Czech Rep.	16,900	-16%	47,379	-4%
Denmark	14,798	-38%	34,562	-22%
Estonia	2,056	6%	5,126	-4%
France	147,051	-19%	365,291	-17%
Germany	241,355	-17%	626,034	-5%
Greece	8,409	-6%	22,434	-4%
Hungary	11,161	-10%	28,755	-11%
Ireland	12,935	41%	49,928	4%
Italy	120,418	-29%	340,418	-24%
Latvia	1,378	11%	3,630	19%
Lithuania	2,340	27%	6,390	38%
Luxembourg	4,339	-13%	11,346	-9%
Netherlands	24,475	3%	77,588	-4%
Norway	16,374	5%	32,665	-11%
Poland	39,527	-17%	101,920	-13%
Portugal	13,379	5%	34,791	12%
Romania	11,025	40%	28,976	40%
Slovakia	7,212	12%	18,810	25%
Slovenia	4,475	-34%	12,299	-22%
Spain	60,955	-32%	167,813	-13%
Sweden	28,719	-40%	69,770	-23%
Switzerland	21,494	-15%	54,217	-5%
UK	243,507	-14%	417,641	-2%
Grand Total	1,116,419	-19%	2,725,497	-11%

OEM	Mar-22	vs Mar-21	YTD-22	vs YTD-21
BMW Group	79,516	-23%	200,196	-11%
Chinese	14,697	144%	27,544	154%
Daimler	68,749	-23%	161,875	-15%
Ford	59,845	-17%	139,937	-15%
Geely	30,013	-28%	73,313	-19%
Honda	7,370	9%	18,441	35%
Hyundai-Kia	106,525	11%	258,947	22%
Mazda	16,566	-5%	36,355	5%
Mitsubishi	5,388	-29%	13,559	-17%
Nissan Group	27,157	-30%	56,308	-26%
Renault Group	94,270	-13%	240,912	-7%
Stellantis	202,617	-30%	521,900	-22%
Subaru	1,835	-22%	4,357	-7%
Suzuki	14,881	-27%	35,830	-25%
Tata Group	13,636	-51%	25,102	-43%
Tesla	41,983	76%	58,614	89%
Toyota	72,890	-11%	191,431	1%
VW Group	254,376	-25%	650,245	-15%

Segment	Mar-22	vs Mar-21
 City-car	60,373	-33%
 Subcompact Car	189,604	-22%
 Compact Car	142,628	-32%
 Midsize Car	82,576	-16%
 Executive Car	22,143	-26%
 Luxury Car	4,051	5%
 MPV	17,213	-32%
 Sport Car	9,818	-6%
 Small SUV	201,629	-13%
 Compact SUV	233,523	-19%
 Midsize SUV	86,159	40%
 Large SUV	28,731	-12%
 Luxury SUV	2,781	-34%
 Van	33,424	-25%

	Top 50	Mar-22
1	TESLA MODEL 3	23,013
2	PEUGEOT 208	21,026
3	TESLA MODEL Y	18,968
4	VOLKSWAGEN GOLF	16,784
5	DACIA SANDERO	16,778
6	CITROEN C3	16,697
7	FIAT/ABARTH 500	16,120
8	FORD PUMA	15,937
9	TOYOTA YARIS	15,910
10	OPEL/VAUXHALL CORSA	15,824
11	HYUNDAI TUCSON	15,806
12	RENAULT CAPTUR	13,673
13	TOYOTA COROLLA	13,661
14	RENAULT CLIO	13,441
15	VOLKSWAGEN T-ROC	13,396
16	KIA SPORTAGE	13,388
17	DACIA DUSTER	13,286
18	NISSAN QASHQAI	13,089
19	TOYOTA C-HR	12,984
20	FORD KUGA	12,957
21	PEUGEOT 3008	12,472
22	PEUGEOT 2008	12,387
23	FIAT PANDA	12,155
24	VOLKSWAGEN TIGUAN	11,669
25	AUDI A3	11,554
26	MINI HATCH	11,500
27	TOYOTA YARIS CROSS	11,376
28	OPEL/VAUXHALL MOKKA	11,119
29	VOLVO XC40	10,750
30	MERCEDES A-CLASS	10,099
31	CUPRA FORMENTOR	10,020
32	HYUNDAI KONA	9,955
33	VOLKSWAGEN T-CROSS	9,576
34	KIA NIRO	9,229
35	VOLKSWAGEN POLO	9,072
36	BMW SERIES 3	9,002
37	SKODA FABIA	8,617
38	TOYOTA RAV4	8,585
39	FORD FIESTA	8,506
40	CITROEN C3 AIRCROSS	8,364
41	OPEL/VAUXHALL CROSSLAND	8,291
42	BMW X1	7,880
43	MERCEDES C-CLASS	7,822
44	RENAULT ARKANA	7,706
45	MERCEDES GLC	7,453
46	FORD FOCUS	7,422
47	AUDI Q2	7,128
48	KIA CEED	7,029
49	SEAT ARONA	6,804
50	AUDI A4	6,772



	Top 20 BEV	Mar-22
1	TESLA MODEL 3	23,013
2	TESLA MODEL Y	18,968
3	FIAT 500	6,579
4	KIA NIRO	5,217
5	VOLKSWAGEN ID.4	5,009
6	PEUGEOT 208	4,201
7	HYUNDAI KONA	4,064
8	RENAULT ZOE	4,054
9	DACIA SPRING	3,989
10	BMW I3	3,768
11	VOLKSWAGEN ID.3	3,454
12	HYUNDAI IONIQ 5	3,243
13	NISSAN LEAF	3,142
14	MINI HATCH	3,005
15	POLESTAR 2	3,003
16	SKODA ENYAQ	2,959
17	KIA EV6	2,941
18	AUDI Q4	2,660
19	RENAULT TWINGO	2,624
20	VOLVO XC40	2,352



	Top 20 PHEV	Mar-22
1	FORD KUGA	5,544
2	VOLVO XC40	4,005
3	PEUGEOT 3008	3,748
4	CUPRA FORMENTOR	2,905
5	BMW X5	2,777
6	VOLVO XC60	2,688
7	BMW X1	2,620
8	BMW SERIES 3	2,607
9	MERCEDES A-CLASS	2,346
10	HYUNDAI TUCSON	2,215
11	MERCEDES GLC	2,124
12	TOYOTA RAV4	2,072
13	JEEP COMPASS	2,024
14	MITSUBISHI ECLIPSE CROSS	1,989
15	MG HS	1,953
16	MERCEDES E-CLASS	1,903
17	MERCEDES GLA	1,757
18	BMW SERIES 5	1,755
19	VOLVO XC90	1,713
20	AUDI A3	1,710

*Austria, Belgium, Croatia, Cyprus, Czechia, Denmark, Estonia, France, Germany, Greece, Hungary, Ireland, Italy, Latvia, Lithuania, Luxembourg, Netherlands, Norway, Poland, Portugal, Romania, Slovakia, Slovenia, Spain, Sweden, Switzerland, United Kingdom